



Community Choice Healthcare Network

Physician, Hospital, Community Organization (still relevant)

Dealing with Change

Serving North Central Washington

"Improving Healthcare Access, Quality and Safety"

March 2013

Community Choice

Impacting Healthcare Strategically

Mission:

Community Choice facilitates healthy communities through its support for a high quality, integrated and efficient healthcare delivery system, informed healthcare consumers, innovation and leadership.

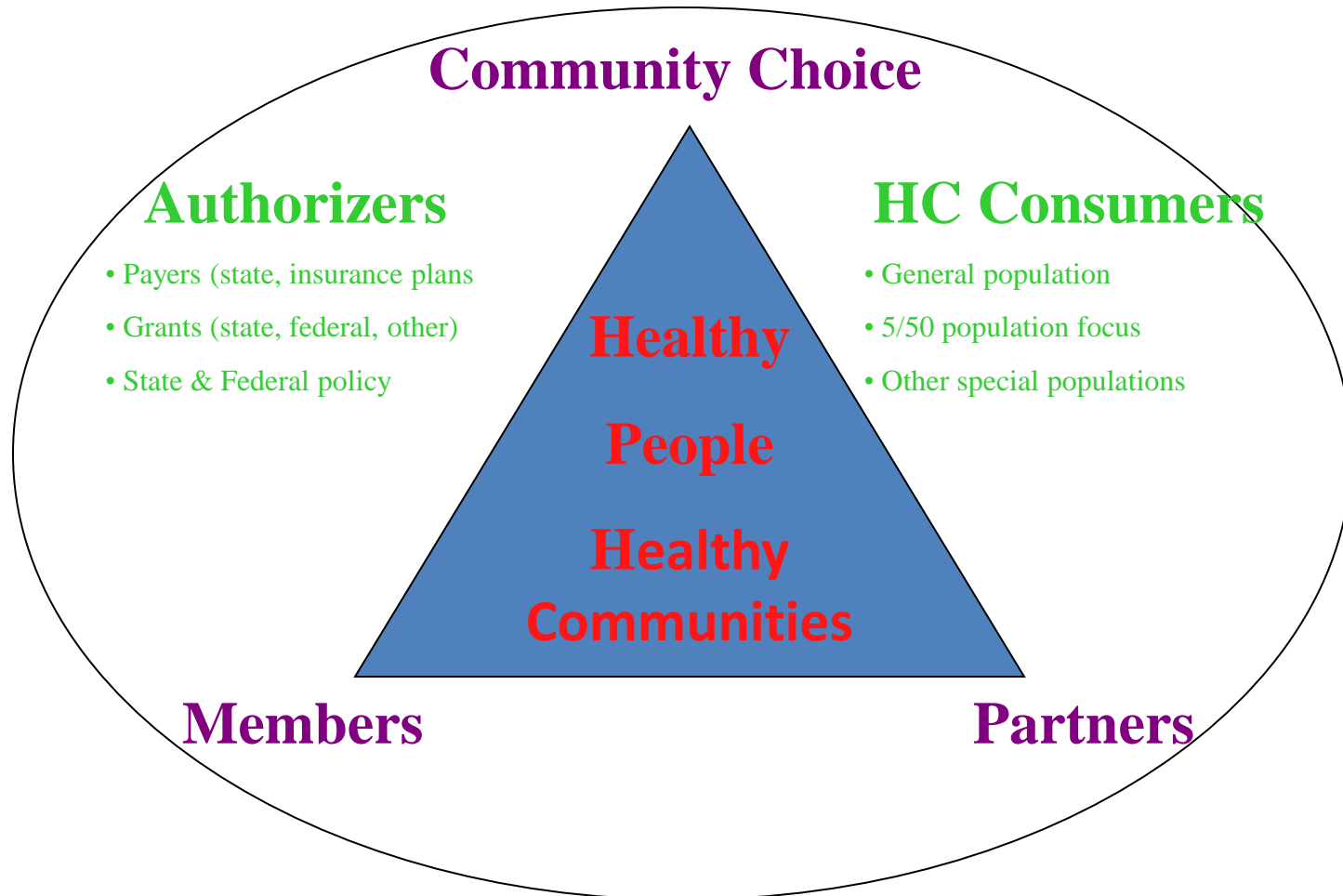
Vision Statement:

Community Choice is the regional source of current health information and greater access to quality healthcare in active collaboration with its healthcare provider members and business partners.

Focus of our Work:

- **Improved Access** to needed healthcare services in the rural communities – outreach, education & enrollment in HC benefits, telemedicine, other.
- **Improved Quality:** Faster access to local care; reduced errors; access to patient information – Health Information Technology such as Tele-radiology, Telepharmacy, Tele-interpreting, Connectivity, regional interfacing, other.
- **Reduced Costs:** Less travel time for patients, specialists and staff; Reduced overhead costs

Keeping the “main thing”...
the “main thing” in a constantly changing environment



Evolving Healthcare

Health Information Technology

Innovation and Implementation

- Adoption & MU of EHR and other IT
- Regional HIT Summit/Conferences
- Leveraging IT as a tool to improve healthcare delivery and better health
- Broadband Telemedicine Projects
- Tele-radiology & Telepharmacy

Healthcare Advocacy

- Political Advocacy via grassroots statewide & national Healthcare Coalitions
- Communities Connect Membership
- Communities Joined in Action
- Communication with membership
- Generating resources for our members and communities

Community

Choice

Healthcare Support Services

Member Driven - Service Coops

- Support Care Coordination *New*
- Client Satisfaction Surveys
- Grant Writing & Administration
- Regional Collaboration/Leadership
- Cross-sector coalition Building

Healthcare Access – Reducing Un-compensated Care

Developing informed healthcare consumers

- Health Benefit Exchange Navigator *New*
- Community Outreach & Education
- SHIBA guidance & Counseling
- Consumer Protection/Fraud Prevention
- Benefit Enrollment Services
- Health Education & Resources

Business Environment

Community Choice

History/Track Record

- Started out as a TPA for CWH Health Plan
- Merged with Okanogan network to help with group contracting
- Gradually gained a focus on grant seeking for healthcare access and technology
- Healthcare Access took an IT aspect-broadband, telemedicine, adoption
- HITECH Act increased focused on EHR Adoption, and MU-WIREC, Beacon, HRB
- Now...shifting into care coordination support & CHNA
- *Have a had a lasting focus on healthcare access, HC system collaboration, IT and continuing to adapt to change in the environment*

Current Focus: ACA & Some

- **Assisting with Community Health Needs Assessment**
- **Health Home Program – HCA**
- **Health Benefit Exchange Navigator Program**
- SHIBA-Benefit Counseling/guidance
- Continuing assistance with MU & Adoption-WIREC
- HITECH: HIE? Chronic Disease Management?
- Transitions of care across sectors of services
- Payment reform?
- Consumer engagement? “Knowledge is Powerful Medicine”
- ***Question: How well will we work together to address the population health issues in our communities?***

Overall Poverty Rate (< 100% FPL)

Okanogan, Chelan, Douglas & Grant Counties

Poverty is considered a *key driver* of health status.

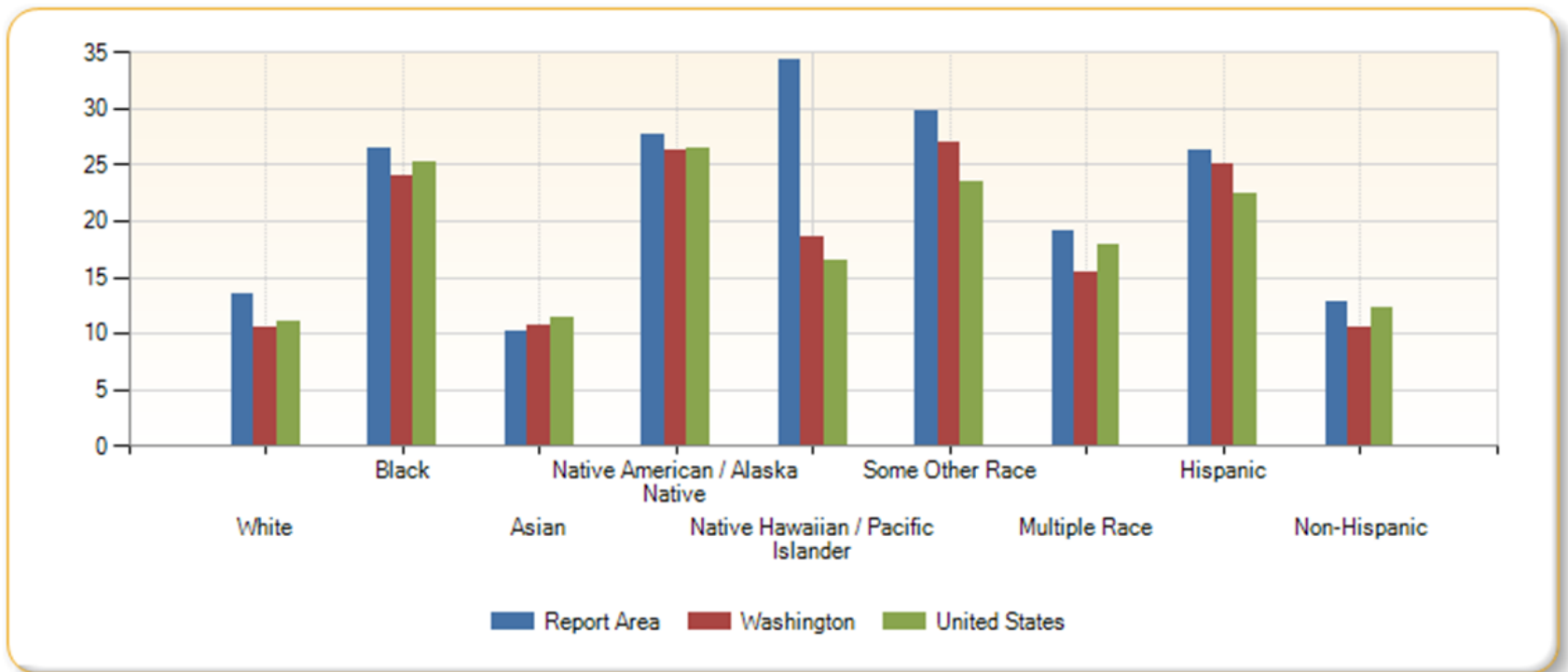
Report Area	Total Population (For Whom Poverty Status is Determined)	Total Population in Poverty	Percent Population in Poverty
Report Area	230,793	38,217	16.56%
Chelan County	70,156	8,046	11.47%
Douglas County	36,921	5,270	14.27%
Grant County	83,907	17,120	20.40%
Okanogan County	39,809	7,781	19.55%
Washington	6,430,231	780,009	12.13%
United States	296,141,152	40,917,512	13.82%

Note: This indicator is compared with the state average.

Data Source: [U.S. Census Bureau, 2006-2010 American Community Survey 5-Year Estimates](#). Source geography: Tract.

Poverty Rate (< 100% FPL)

by Race/Ethnicity



Children in Poverty

Okanogan, Chelan, Douglas & Grant Counties

Children aged 0-17 living under 100% of the Federal Poverty Level (FPL)

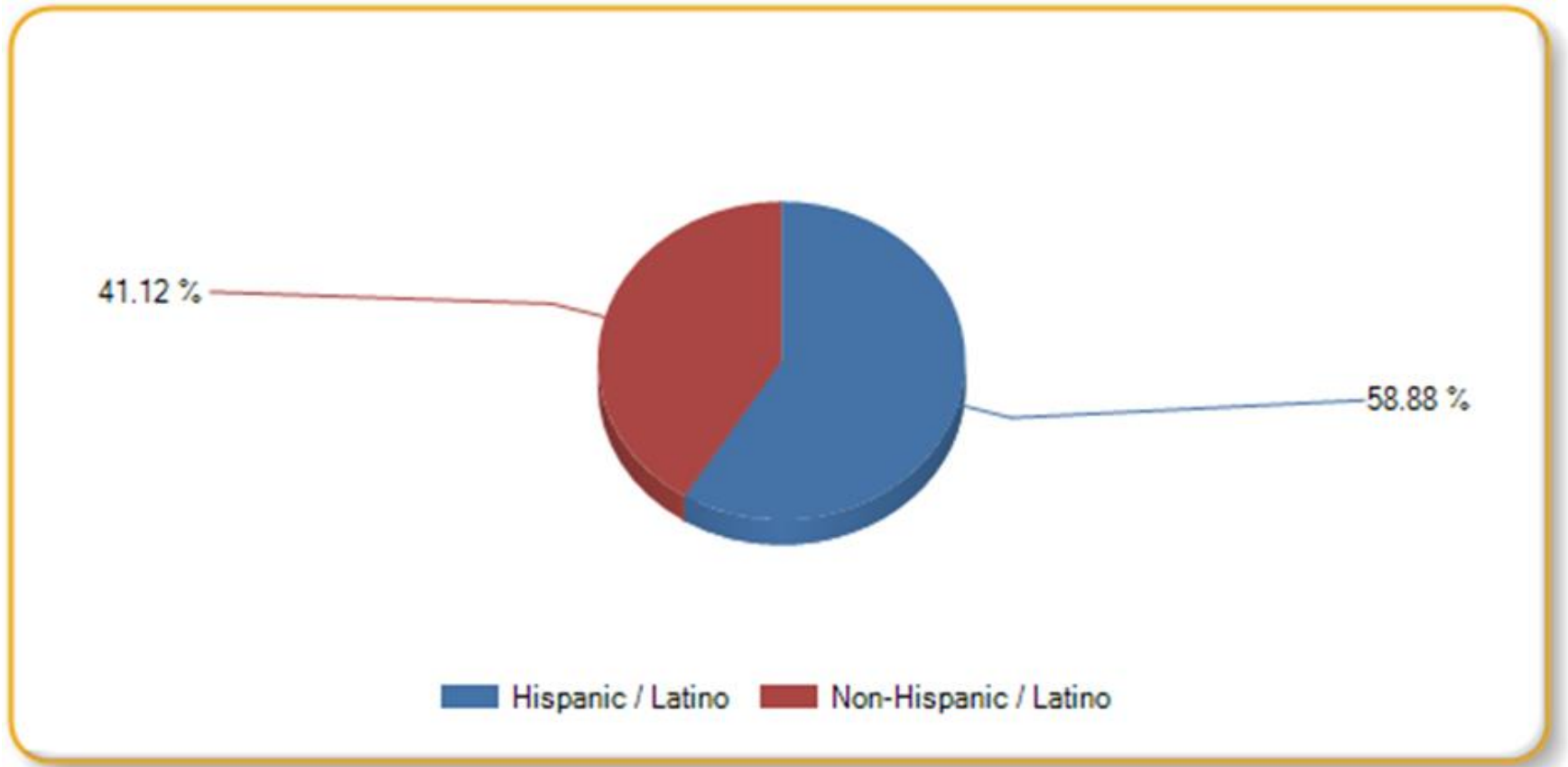
Report Area	Total Population (For Whom Poverty Status is Determined)	Children in Poverty	Percent Children in Poverty
Report Area	62,654	15,007	23.95%
Chelan County	17,723	2,977	16.80%
Douglas County	10,048	2,211	22%
Grant County	25,566	7,271	28.44%
Okanogan County	9,317	2,548	27.35%
Washington	1,534,092	244,930	15.97%
United States	72,850,296	13,980,497	19.19%

Note: This indicator is compared with the state average.

Data Source: [U.S. Census Bureau, 2006-2010 American Community Survey 5-Year Estimates](#). Source geography: Tract.

Children in Poverty by Ethnicity

Okanogan, Chelan, Douglas & Grant Counties



Population Receiving Medicaid

Okanogan, Chelan, Douglas & Grant Counties

Report Area	Population (for Whom Insurance Status is Determined)	Population Receiving Medicaid	Percent Population Receiving Medicaid
Report Area	237,728	53,311	22.57%
Chelan County	71,742	14,072	19.72%
Douglas County	37,913	8,083	21.40%
Grant County	87,343	22,506	26%
Okanogan County	40,730	8,650	21.32%
Washington	6,546,049	1,002,231	15.31%
United States	301,501,760	48,541,096	16.10%

Note: This indicator is compared with the state average.

Data Source: [U.S. Census Bureau, 2008-2010 American Community Survey 3-Year Estimates](#). Source geography: PUMA.

Population with No High School Diploma

Educational attainment is considered a *key driver* of health status

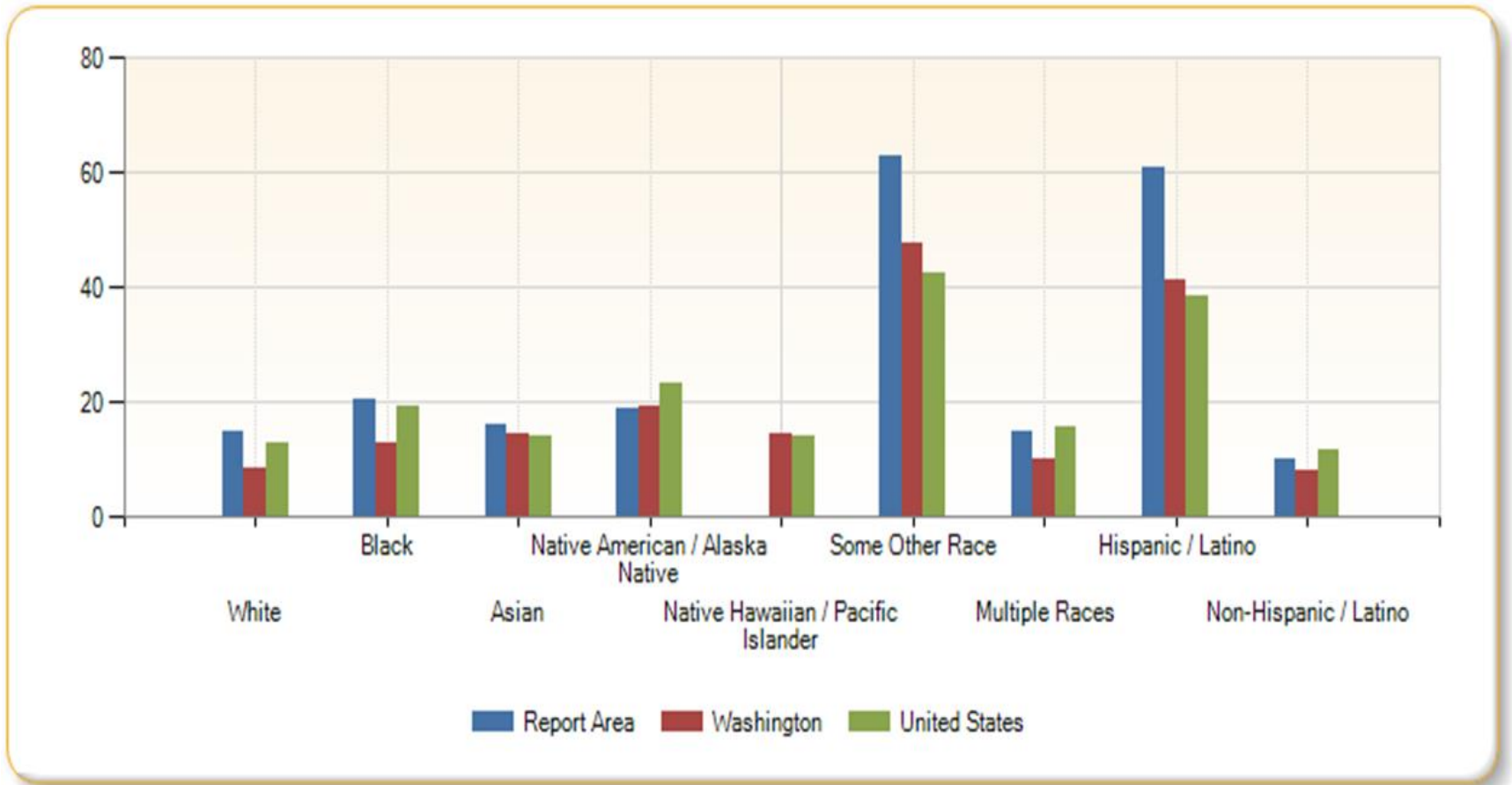
(Population age 25 and older w/o HS diploma or equivalency)

Report Area	Total Population (For Whom Educational Attainment is Determined)	Population with No High School Diploma	Percent Population with No High School Diploma
Report Area	148,900	30,011	20.16%
Chelan County	46,916	7,946	16.94%
Douglas County	23,820	4,942	20.75%
Grant County	50,568	12,651	25.02%
Okanogan County	27,596	4,472	16.21%
Washington	4,360,316	454,534	10.42%
United States	199,726,656	29,898,482	14.97%

Note: This indicator is compared with the state average.

Data Source: [U.S. Census Bureau, 2006-2010 American Community Survey 5-Year Estimates](#). Source geography: Tract.

Population with No High School Diploma by Race/Ethnicity



Teen Births

Total births to women under the age of 15 - 19 per 1,000 female population age 15 - 19

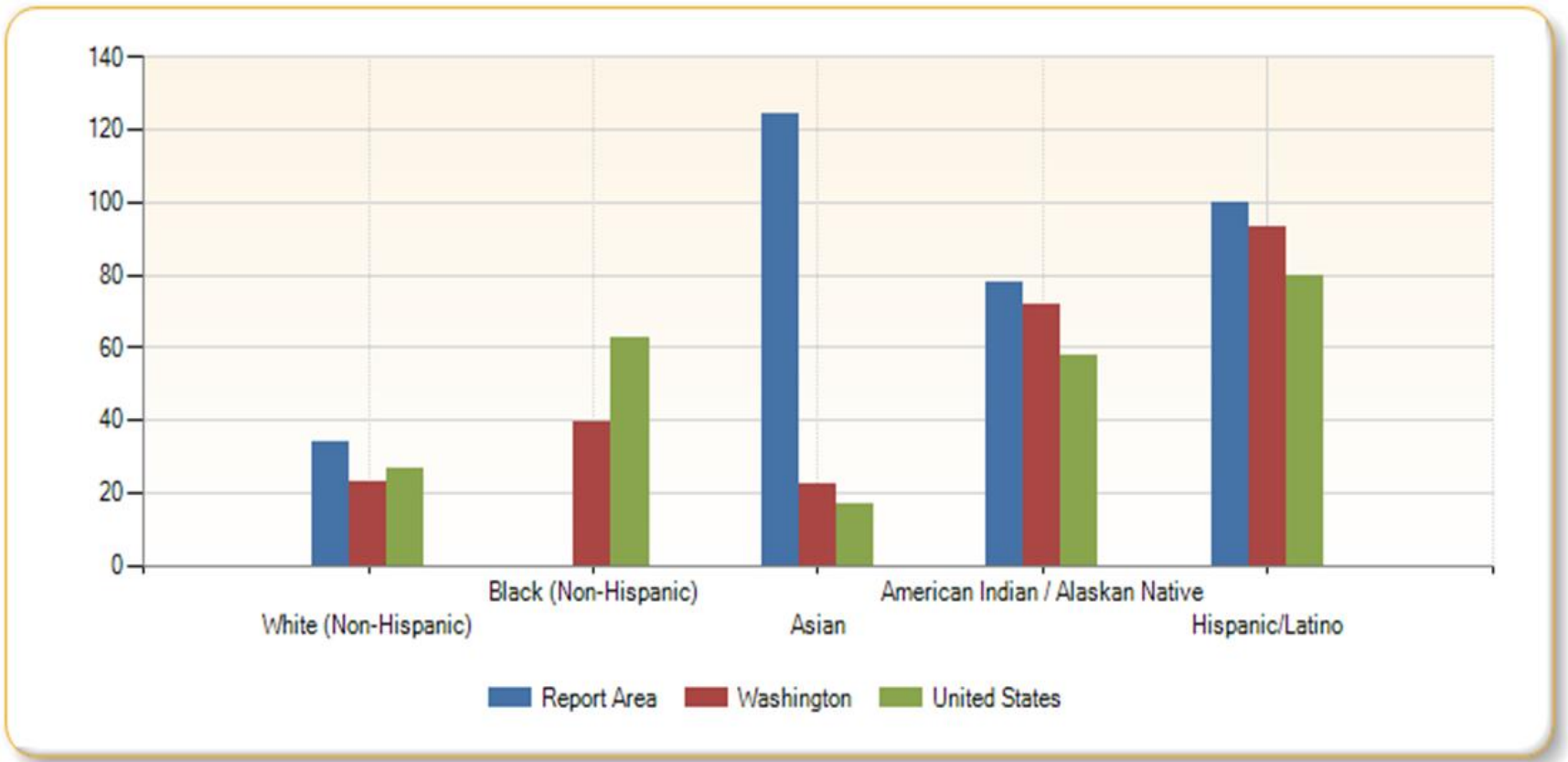
Report Area	Female Population Age 15 - 19	Births to Mothers Age 15 - 19	Teen Birth Rate (Per 1,000 Births)
Report Area	59,930	3,349	55.88
Chelan County	17,668	788	44.60
Douglas County	9,156	434	47.40
Grant County	22,748	1,606	70.60
Okanogan County	10,358	521	50.30
Washington	1,498,685	49,007	32.70
United States	72,071,117	2,969,330	41.20

Note: This indicator is compared with the state average.

Data Source: [Centers for Disease Control and Prevention, National Vital Statistics Systems, 2003-2009](#). Accessed through the [Health Indicators Warehouse](#). Source geography: County.

Teen Births by Race/Ethnicity

Total births to women under the age of 15 - 19 per 1,000 female population age 15 - 19



Uninsured Population

The lack of health insurance is considered a *key driver* of health status.

Report Area	Total Population (For Whom Insurance Status is Determined)	Number Uninsured	Percent Uninsured
Report Area	236,225	48,071	20.35%
Chelan County	71,344	14,129	19.80%
Douglas County	37,765	6,708	17.76%
Grant County	86,550	17,822	20.59%
Okanogan County	40,566	9,412	23.20%
Washington	6,546,049	876,684	13.39%
United States	301,501,760	45,368,296	15.05%

Note: This indicator is compared with the state average.

Data Source: [U.S. Census Bureau, 2008-2010 American Community Survey 3-Year Estimates](#). Source geography: PUMA.

Big Questions

- What incentives and dis-incentives will payment reform generate? Will more insured = less uncompensated care?
- How will we sustain critical healthcare infrastructure?
 - Public Health
 - Access to local care (inpatient/outpatient)
 - Mental Health, Social Supports
- What new forms of collaboration/partnerships be useful to addressing needs in this new environment?
- How is rural health best advocated for?
- What's the significance of major demographic changes to healthcare delivery and population health in general?
- What about provider shortage areas and the impact of the aging population?
- *Community Choice is a vehicle/tool to help ALL providers*

Contact Information:

Jesus Hernandez
Executive Director
Community Choice PHCO
Jesush@communitychoice.us
509.782.5030

"We won't forget Anyone...but we can't wait for Everyone"

Pat Malone - Chair
Jay Johnson
Mike Hassing/Heather Findlay
Lauri Jones
Patrick Bucknum
Mary Darlington
Barbara Berg
Melodie White
Jack Eidukas
Barry Kling
Jesus Hernandez – Executive Director

Community Member
Wenatchee Valley Medical Center
Family Health Centers
Okanogan Co. Public Health District
Columbia Valley Community Health
Central Washington Hospital
Lake Chelan Clinic
Brewster
Community Member
Chelan/Douglas Public Health District
Community Choice PHCO